



HARDWOOD PLYWOOD & VENEER ASSOCIATION
LABORATORY AND TESTING SERVICE

P.O. Box 2789, Reston, Virginia 20195 U.S.A. 1825 Michael Faraday Drive, Reston, Virginia 20190 703-435-2900 FAX 703-435-2537

Report On
Surface Burning Characteristics
Determined By
ASTM E 84 Twenty-Five Foot
Tunnel Furnace Test Method

PREPARED FOR:
Novawall Systems, Inc.
Alexandria, Virginia

TEST NUMBER T-11334

MATERIAL TESTED:
Novawall® 1/8" Reveal Track

DATE OF ISSUE 11/25/2003

I. SCOPE

This report contains the reference to the test method, purpose, test procedure, rounding procedures, preparation and conditioning of specimens, description of materials, test and post test observation data, and test results.

II. TEST METHOD

The test was conducted in accordance with ASTM E 84, "Standard Test Method for Surface Burning Characteristics of Building Materials." The 25-foot tunnel method is also described by NFPA 255 and UL 723.

III. PURPOSE

The purpose of the test is to determine the relative performance of the test material under standardized fire exposure. Results are given for Flame Spread and Smoke Developed Index. The values obtained from burning the test material represent a comparison with that of 1/4 inch inorganic reinforced cement board expressed as zero and red oak flooring expressed as 100.

The flame spread results of 25-foot tunnel tests are frequently used by building code officials and regulatory agencies in the acceptance of interior finish material for various applications. The most widely accepted classification system is epitomized by the National Fire Protection Association Life Safety Code, NFPA 101:

Class A*	0 - 25	flame spread	0-450 smoke developed
Class B*	26 - 75	flame spread	0-450 smoke developed
Class C*	76 - 200	flame spread	0-450 smoke developed

*Class A, B and C correspond to I, II and III, respectively, in other codes such as UBC and BOCA.

This flame spread classification system is based on the premise that the higher the flame spread numbers, the greater the fire spread potential. The actual relationship between the numbers developed under this test and life safety from fire has not been adequately established.

IV. TEST PROCEDURE NOTES

The furnace was preheated to a minimum of 150°F as measured by an 18 AWG thermocouple embedded in cement 1/8 inch below the floor surface of the chamber, 23-1/4 feet from the centerline of the ignition burners. The furnace was then cooled to 105°F ($\pm 5^\circ\text{F}$) as measured by a thermocouple embedded 1/8 inch below the floor surface of the test chamber 13 feet from the fire end.

Prior 10-minute tests with 1/4 inch inorganic reinforced cement board provided the zero reference for flame spread. Periodic 10-minute tests with unfinished select grade red oak flooring provided for the 100 reference for flame spread and smoke developed as noted in Section III.

A. Flame Spread

The flame spread distance is observed and recorded at least every 15 seconds or every 2 feet of progression. The peak distance is noted at the time of occurrence. The flame spread distance is plotted over time. The total area under the flame spread distance-time curve is determined; flame front recessions are ignored. The flame spread is then calculated as a function of the area under the curve relative to the standard red oak curve area. The value for flame spread classification for the tested material may be compared with that of inorganic reinforced cement board and select grade red oak flooring.

B. Smoke Developed

The smoke developed during the test is determined by the reduction in output of a photoelectric cell. A light beam vertically orientated across the furnace outlet duct is attenuated by the smoke passing through the duct. The output of the photoelectric cell is related to the obscuration of the light source through the duct caused by the smoke. A curve is developed by plotting photoelectric cell output against time. The value of smoke developed is derived by calculating the net area under the curve for the test material and comparing this area with the net area under the curve for unfinished select grade 23/32 inch red oak flooring.

V. FLAME SPREAD AND SMOKE DEVELOPED ROUNDING PROCEDURES

Single test calculated flame spread and smoke developed values are rounded to the nearest multiple of 5 and reported as the Flame Spread or Smoke Developed Index. Actual test values are available on request.

For multiple tests, the individual calculated flame spread and smoke developed values are recorded, averaged, and the results rounded to the nearest multiple of 5. The averaged, rounded number is reported as the Flame Spread or Smoke Developed Index.

VI. PREPARATION AND CONDITIONING OF TEST SAMPLES

Three or four sections are generally used in the preparation of a complete test specimen which is 20-1/2 inches wide and 24 feet long. Materials 8 feet in length may be tested by using three sections 20-1/2 inches wide by 8 feet long for a total specimen length of 24 feet. A 14 inch length of uncoated 16 gauge steel sheet is used to make up the remainder of the test specimen; it is placed at the fire end of the test chamber. Prior to testing, three 8 feet long sections of 1/4 inch inorganic reinforced cement board are placed on the back side of the test specimen to protect the furnace lid assembly. Test specimens are conditioned at a controlled temperature of 73.4°F ($\pm 5^\circ\text{F}$) and a controlled relative humidity of 50 \pm 5 percent.



TEST NUMBER T-11334 (Page 4 of 7) DATE OF TEST 11/24/2003

VII. MATERIAL TESTED

- 1) Manufacturer: Novawall Systems, Inc.
Alexandria, Virginia
- 2) Burn Number 1
- 3) Average Thickness (in.) 1.688
- 4) Average Weight (lbs./sq.ft.) 3.18
- 5) Average Groove Depth (in.) N/A
- 6) Product Description: Novawall® 1/8" Reveal Track
Panels mounted by manufacturer to 5/8" Type X gypsum wallboard using
standard mechanical fasteners. Panels constructed of 1" Weltless
Edge Track on all edges with 1/8" Reveal Midseam Track placed
longitudinally down the center of the sample, 1" acoustical
fiberglass and Guilford of Maine FR 701 series fabric.
- 7) Color Light blue
- 8) Surface Face side exposed
- 9) Sample Selection Manufacturer
- 10) Date of Selection 11/2003
- 11) Material Description by Manufacturer
- 12) Method of Mounting: Self supporting on ledges
- 13) Sample Conditioning (days) 12

VIII. TEST CONDITIONS AND DATA

- 1) Specimen Preheat Time (min.) 2:00
- 2) Tunnel Brick Temp. (deg.F) 102
- 3) Ignition Time (seconds) 22
- 4) Time to End of Tunnel
or Flamefront Distance 3.25' @ 9:45
- 5) Time-Distance Curve Area
(min./ft.) 16.5
- 6) Fuel and Temperature
 - a) Fuel (cu.ft./min.) 4.847
 - b) Max. Vent End Temp. (deg.F) 640
 - c) Time to Max. Temp. (min.) 10:00
- 7) After Flaming No



TEST NUMBER T-11334

(Page 5 of 7)

DATE OF TEST 11/24/2003

IX. TEST RESULTS

Test results calculated on the basis of the areas under the curves of flame spread distance and smoke developed versus time are provided in the table below for calibration materials and for:

Novawall® 1/8" Reveal Track

Material Description	Flame Spread Index	Smoke Developed Index
High Density Inorganic Reinforced Cement Board	0	0
Red Oak Flooring	100	100
T-11334	10	95

OBSERVATIONS: Outer fabric melted away to 18 feet.

REMARKS: Melting and dripping.

The sample consisted of 3 pieces, 8 feet long, laid end-to-end.

CONCLUSIONS: Based on one test, the Flame Spread Index, calculated according to ASTM E 84, meets Class A (Class I) - 25 or under flame spread.

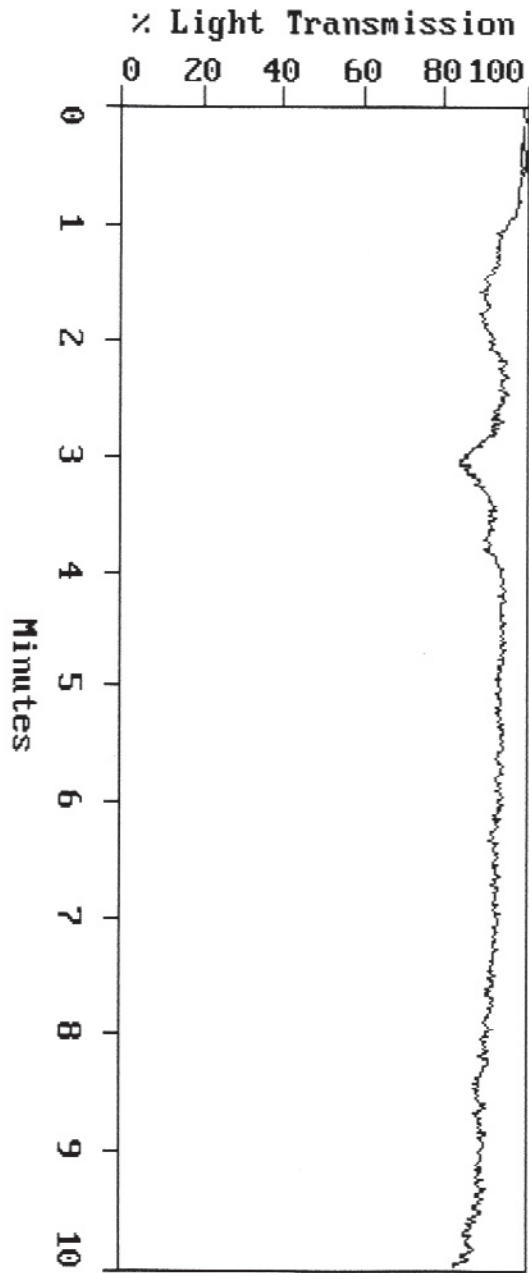
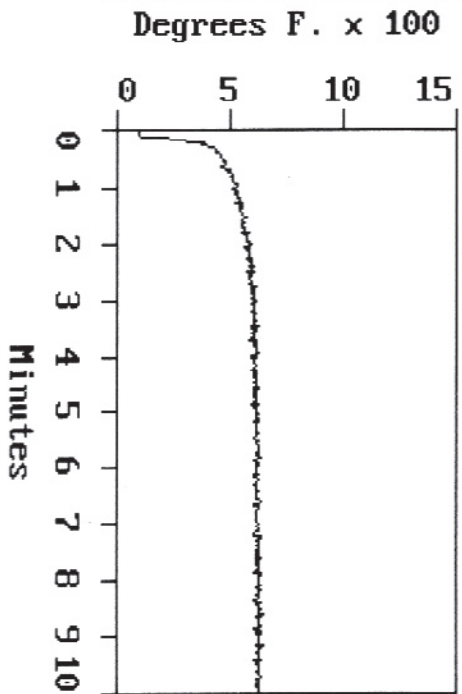
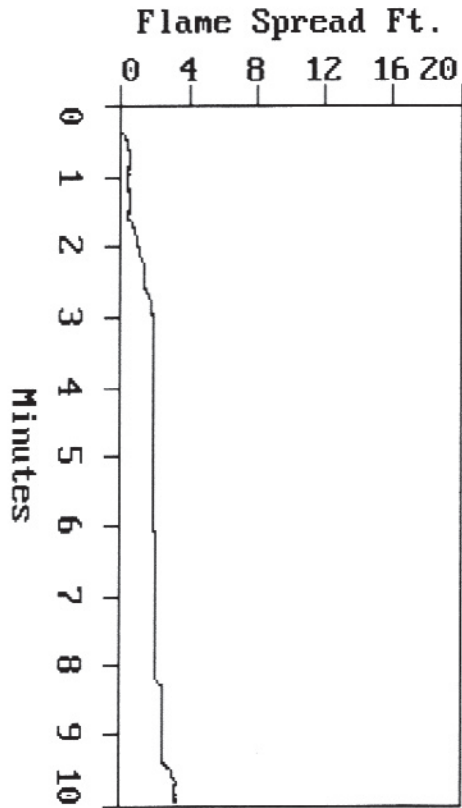
REPORT PREPARED BY:

BRIAN SAUSE
FIRE TECHNOLOGIST

REPORT REVIEWED BY:

RUSSELL L. CHAPMAN
DIRECTOR, PRODUCT EVALUATION & STANDARDS

Conformance to the test standard is verified by a registered professional engineer. This is a factual report of the results obtained from laboratory tests of sample products. The results may be applied only to the products tested and should not be construed as applicable to other similar products of the manufacturer. The HPVA does not verify the description of materials and products when the description is provided by the client. The report is not a recommendation or a disapprobation by the Hardwood Plywood & Veneer Association of the material or product tested. While this report may be used for obtaining product acceptance; it may not be used in advertising.



Area Under	
Curves	
S/CTS	145
AT	16.5
F/CTS	808

Test No. T- 11334
Page 6 9 of 7

LABORATORY ACCREDITATION

HPVA is a recognized ASTM E 84 testing laboratory by the following building code organizations under the Council of American Building Officials Report No. NER-TL329 and ICBO Evaluation Service Report No. TL 224.

International Conference of Building Officials
Building Officials and Code Administrators, International
Southern Building Code Congress International, Inc.


HPVA FLAME SPREAD PROPERTY VERIFICATION PROGRAM

The Hardwood Plywood & Veneer Association provides a product property verification program for flame spread properties. This program is based on the selection and testing of panels within a given marketing line on the basis of that combination of factors that theoretically should give the highest flame spread values. Such factors as panel thickness, specific gravity, color of stain, type of lamination, surface texture, and product mix are taken into consideration in the selection of flame spread samples.

While it is standard procedure to include smoke developed values in test reports, the HPVA label identifies only the flame spread class.

The HPVA label is evidence that the marketing line has been tested and inspected in accordance with the HPVA Flame Spread Inspection and Verification Program Procedures.

The HPVA label displayed below indicates conformance of the tested samples to the Type II glue bond requirements as set forth in ANSI/HPVA HP-1-2000 Standard For Hardwood And Decorative Plywood, and conformance to Flame Spread Class C (200 or less) as determined by the test procedures described in ASTM E 84. Depending on the type of product, the label may also include other information such as structural and formaldehyde emission ratings.

HARDWOOD PLYWOOD & VENEER ASSOCIATION		
BOND LINE TYPE II ANSI/HPVA HP-1-2000	 MILL 00 SPECIALTY GRADE	FLAME SPREAD 200 OR LESS CLASS C ASTM E 84
		SIMULATED DECORATIVE FINISH ON PLYWOOD